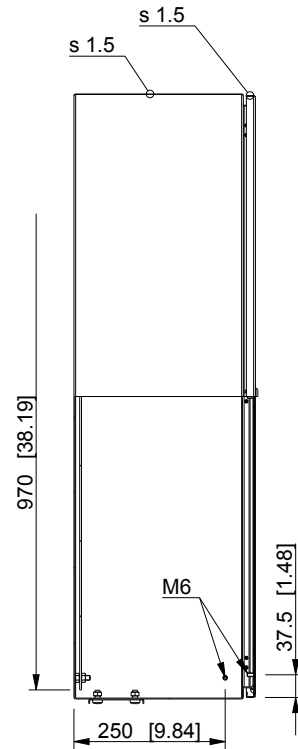
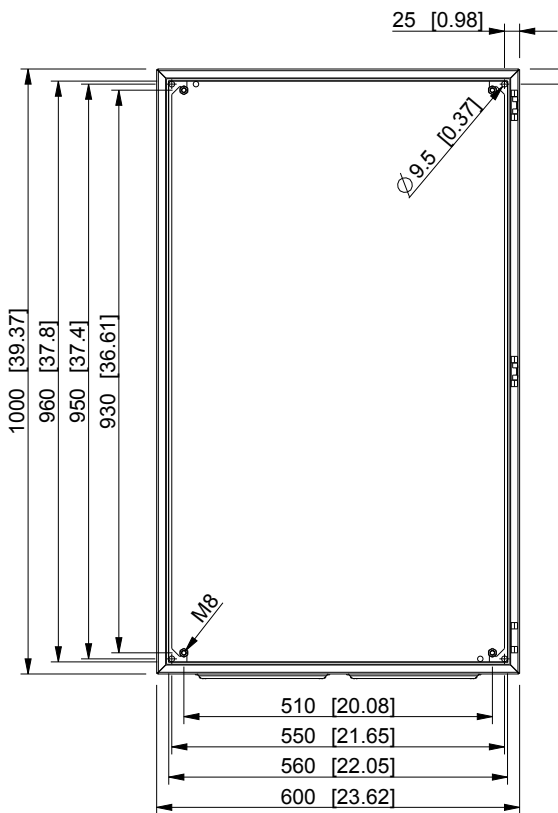
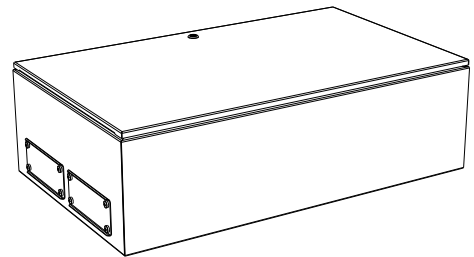
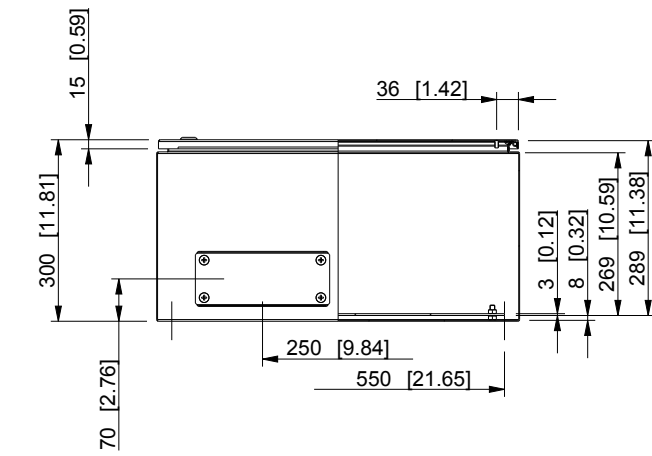


| ID | Description | Date | By | Appr. |
|----|-------------|------|----|-------|
| A | | | | |



Flange opening, type 2 (C/FL21)

Dimensions in mm [inches]

| | |
|---|-----------------|
| Material: Mild steel, polyester painted | Color: RAL 7035 |
|---|-----------------|

| | | | |
|-------------|------------|--------------------|-----------|
| Supplier: - | Tool No: - | Weight [kg]: 39.47 | Volume: - |
|-------------|------------|--------------------|-----------|

| | | |
|----------------|---------|----------|
| CASEMET | | |
| Casemet Oy | | |
| Scale | Date | 07.07.16 |
| 1:12 | By | PLe |
| - | Checked | |
| - | Ctrl | |

| | |
|---------------------|--------------|
| EFEF6010030A | |
| Replaces: | |
| Replaced: | |
| Drw No: | A |
| Ref: | Cubo E |
| Code: | EFEF6010030A |
| Sheet No: | |

model EFEF6010030A PART
 drawing EFEF_2 DRAWING